

# Machine Maintenance

## The correct process for doing the Deep Cleaning (Super 501)

1) First turn off the machine



2) Remove cover



3) Remove the filter from the machine



4) Take out **EMPTY** CPU (cleaning powder unit).



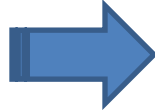
5) Place the CPU (cleaning powder unit) in the machine where the filter was.




6) Prepare 1 container, 1 glass hot water, 1 glass citrid acid.




7) Pour 1 glass hot water and 1 glass citrid acid onto the container.  
Dissolve it.




8) Add 1 liter tap water onto the container.




9) Connect white hose with pump hose. (**You must connect from the bottom**)




Determine the right hose



- 10) Place pump and acidic hose (grey hose) into the container.




- 11) Power on the pump. Let the water running for 30 minutes to one hours (depends on the water quality)





12) Power off the pump.



13) Disconnect white hose from pump hose.



- 14) Connect white hose to tap water. Then rinse the machine by running water for 5 - 10 minutes with the CPU still in place. (**DO NOT TURN ON THE MACHINE YET!**)



- 15) Stop the water.



16) \*\*\* For **SUPER501** got **TWO CHAMBER**, we have to run deep cleaning for both chamber

\*\*\* Repeat step **9** until step **15** for one more hose

\*\*\* Please noted that if citric acid solution still **CLEAR** you can use for next session, if solution turn to **GREEN** please make a new one

17) Remove the CPU & Put your filter back in



## 18) Put your cover back in



\*Even when you do e-cleanings regularly, you will still need to have a deep cleaning done at least once a year. This will ensure maximum effectiveness and yield the best results for your Kangen Water®.

\*It is necessary to maintain your machine on a regular basis in order to sustain its maximum effectiveness. The important steps for machine maintenance include:

- Regular e-cleaning twice a month in hard water areas
- Deep cleanings once a year
- Running beauty water daily for 3-5 minutes
- Running the cleaning cycle after running strong acidic water and strong Kangen Water.